



| ★ 常備庫存 |

產品規格表 經典系列 Classic Series 實心板材				
產品型號 Series No.	斷面圖 sectional view	側視圖 side elevation	尺寸 (cm)	重量 (kg/m)
S005128			0.5 x 12.8	0.85
S010120			1.0 x 12.0	1.60
S011048			1.1 x 4.8	0.85
S012088			1.2 x 8.8	1.70
S013098			1.3 x 9.8	1.93
S015200			1.5 x 20.0	4.30
★ S016088			1.6 x 8.8	2.10
S020135			2.0 x 13.5	2.10
★ S023038			2.3 x 3.8	1.35

| ★ 常備庫存 |

產品規格表 經典系列 Classic Series 實心板材				
產品型號 Series No.	斷面圖 sectional view	側視圖 side elevation	尺寸 (cm)	重量 (kg/m)
★ S023088-A			2.3 x 8.8	2.80
S023088-B			2.3 x 8.8	2.90
★ S023138-A			2.3 x 13.8	4.55
★ S023138-B			2.3 x 13.8	4.56
S023148			2.3 x 14.8	4.88
S023150			2.3 x 15.0	4.73
S023150			2.3 x 15.0	4.73
★ S028145-A			2.8 x 14.5	6.12
★ S028145-B			2.8 x 14.5	5.80
S030040			3.0 x 4.0	1.66

| ★ 常備庫存 |

產品規格表 經典系列 Classic Series 實心板材				
產品型號 Series No.	斷面圖 sectional view	側視圖 side elevation	尺寸 (cm)	重量 (kg/m)
★ S030105-A			3.0 x 10.5	4.45
★ S030150-A			3.0 x 15.0	6.13
S030150-B			3.0 x 15.0	6.13
★ S032057			3.2 x 5.7	2.55
S035140-A			3.5 x 14.0	7.09
S035140-B			3.5 x 14.0	6.81
★ S038038			3.8 x 3.8	2.22
S038078-A			3.8 x 7.8	4.21
★ S038088			3.8 x 8.8	4.86

| ★ 常備庫存 |

產品規格表 經典系列 Classic Series 實心板材				
產品型號 Series No.	斷面圖 sectional view	側視圖 side elevation	尺寸 (cm)	重量 (kg/m)
★ S038138-A			3.8 x 13.8	7.28
S038138-B			3.8 x 13.8	7.17
S046480			4.6 x 48.0	33.70
★ S048048			4.8 x 4.8	3.25
S048098			4.8 x 9.8	6.75
S048198			4.8 x 19.8	14.04
S060060			6.0 x 6.0	4.80
S073198			7.3 x 19.8	20.20
S088088			8.8 x 8.8	10.53
★ M030048			3.0 x 4.8	0.73





| ★ 常備庫存 |

產品規格表 經典系列 Classic Series 空心板材				
產品型號 Series No.	斷面圖 sectional view	側視圖 side elevation	尺寸 (cm)	重量 (kg/m)
H023098-A			2.3 x 9.8	2.57
H023098-B			2.3 x 9.8	2.50
★ H023147-A			2.3 x 14.7	2.94
H023147-B			2.3 x 14.7	3.00
★ H023147-C			2.3 x 14.7	3.00
H023250			2.3 x 25.0	4.41
H025075			2.5 x 7.5	1.77
★ H025145			2.5 x 14.5	3.35
H025147-A			2.5 x 14.7	3.15

| ★ 常備庫存 |

產品規格表 經典系列 Classic Series 空心板材				
產品型號 Series No.	斷面圖 sectional view	側視圖 side elevation	尺寸 (cm)	重量 (kg/m)
★ H028145-B			2.8 x 14.5	3.13
H028155			2.8 x 15.5	3.55
H030100			3.0 x 10.0	2.11
★ H030150			3.0 x 15.0	4.00
★ H038038-A			3.8 x 3.8	1.59
H038038-B			3.8 x 3.8	1.27
HR038038			3.8 x 3.8	0.98
H038070			3.8 x 7.0	1.95
★ H038088			3.8 x 8.8	2.77

| ★ 常備庫存 |


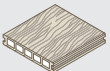

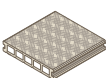

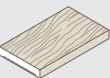

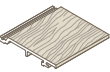



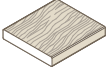



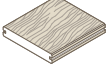


產品規格表 經典系列 Classic Series 空心板材				
產品型號 Series No.	斷面圖 sectional view	側視圖 side elevation	尺寸 (cm)	重量 (kg/m)
★ H038138-A			3.8 x 13.8	4.14
★ H038138-B			3.8 x 13.8	3.97
H040150			4.0 x 15.0	5.25
H040200			4.0 x 20.0	7.07
H043150			4.3 x 15.0	3.95
H048143			4.8 x 14.3	3.50
H050100-A			5.0 x 10.0	2.22
★ H050100-B			5.0 x 10.0	4.38
★ H050160			5.0 x 16.0	4.75
H050200-A			5.0 x 20.0	5.12

| ★ 常備庫存 |

產品規格表 經典系列 Classic Series 空心板材				
產品型號 Series No.	斷面圖 sectional view	側視圖 side elevation	尺寸 (cm)	重量 (kg/m)
H050200-B			5.0 x 20.0	7.84
★ H060120			6.0 x 12.0	4.45
★ H088088-A			8.8 x 8.8	8.45
H088088-B			8.8 x 8.8	5.63
★ H088198			8.8 x 19.8	15.25
H095300			9.5 x 30.0	12.60
★ H105105			10.5 x 10.5	11.62
★ H118118			11.8 x 11.8	14.04
★ H140140			14.0 x 14.0	18.18
★ H158158			15.8 x 15.8	19.76



| ★ 常備庫存 |

產品規格表		天然木紋系列 Natural Series		
產品型號 Series No.	斷面圖 sectional view	側視圖 side elevation	尺寸 (cm)	重量 (kg/m)
★ H025146 -N1-			2.5 x 14.6	3.00
★ H025146 -N2-			2.5 x 14.6	3.00
★ S016088			1.6 x 8.8	2.10
S020135			2.0 x 13.5	2.10
S020140			2.0 x 14.0	3.55
S023138-A -N1-			2.3 x 13.8	4.60
S023138-A -N2-			2.3 x 13.8	4.60
★ S023138-B -N1-			2.3 x 13.8	4.60
S023138-B -N2-			2.3 x 13.8	4.60

產品規格表		強化系列 Strength Series		
產品型號 Series No.	斷面圖 sectional view	側視圖 side elevation	尺寸 (cm)	重量 (kg/m)
★ H022138			2.2 x 13.8	3.00
H024150			2.4 x 15.0	3.70
S020135			2.0 x 13.5	2.20
★ S023137 -雙色-			2.3 x 13.7	4.00